

# Using IXL

Your New Math and ELA program

[www.ca.ixl.com/signin/sagkeengedu](http://www.ca.ixl.com/signin/sagkeengedu)

# Sign In Using the card attached

← → ↻ 🔒 https://ca.ixl.com/signin/sagkeengedu 🔍 ☆ ☆ 🏠 👤

**IXL**


## Sign in

Username Forgot username?  
hggrant@sagkeengedu @sagkeengedu

Password Forgot password?  
.....

Remember

Sagkeeng Education Authority

 *Sagkeeng Amicinabe*

We've answered **0** questions this year!

## Welcome to IXL!

IXL is a comprehensive, standards-aligned learning experience offering unlimited questions in thousands of skills. You can use IXL in school, at home or on the go!

Remember to bookmark this page so you can easily return.

To get started:

1. Sign in with your username and password on this page. Please ask your teacher if you don't know this information.

# Choose your from Teacher at the gold star

https://ca.ixl.com/recommendations/

IXL Search topics and skills

Welcome [redacted]

Learning Diagnostic Analytics

Recommendations Math English Provincial curriculum Awards

## Recommendations

1 suggestion from your teacher

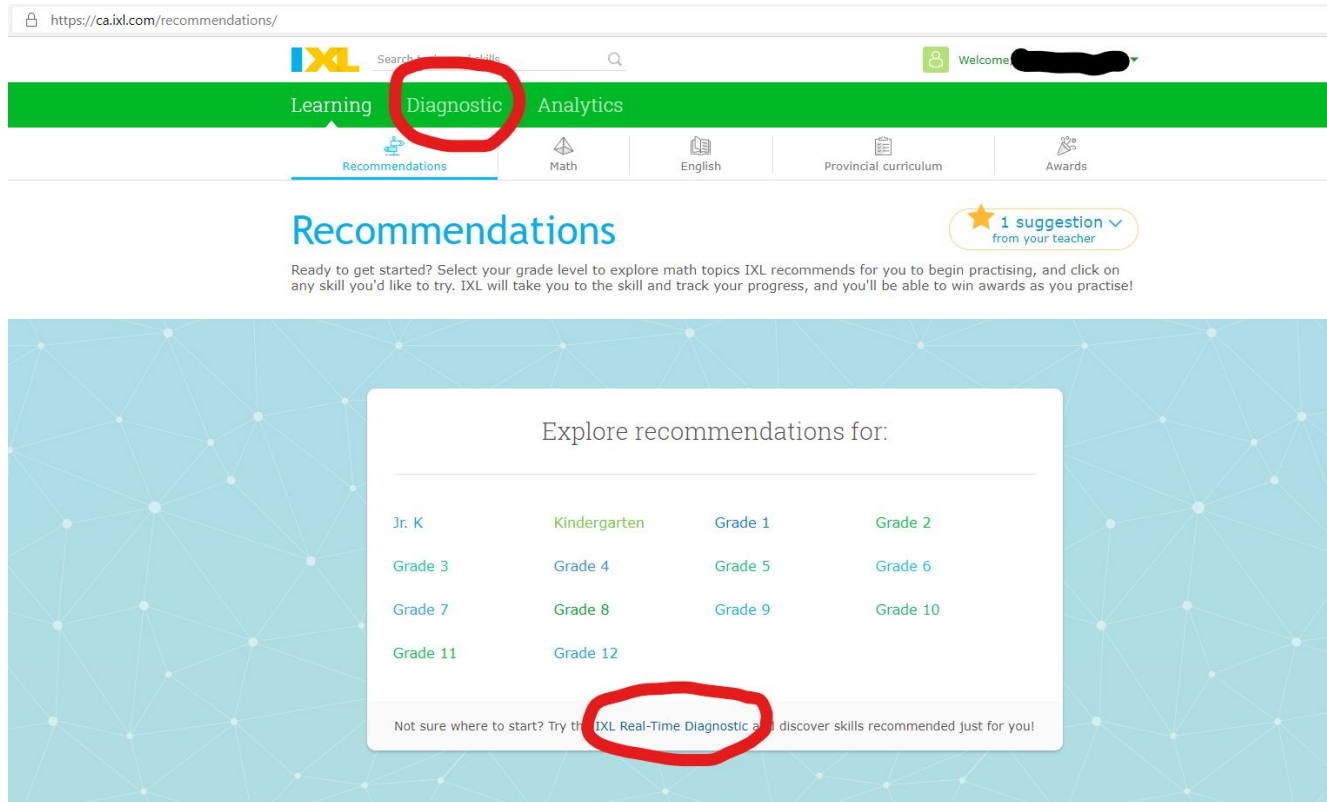
Ready to get started? Select your grade level to explore math topics IXL recommends for you to begin practising, and click on any skill you'd like to try. IXL will take you to the skill and track your progress, and you'll be able to win awards as you practise!

Explore recommendations for:

Jr. K	Kindergarten	Grade 1	Grade 2
Grade 3	Grade 4	Grade 5	Grade 6
Grade 7	Grade 8	Grade 9	Grade 10
Grade 11	Grade 12		

Not sure where to start? Try the IXL Real-Time Diagnostic and discover skills recommended just for you!

Or Choose a **Diagnostic** in either red  circle.



The screenshot shows the IXL website interface. At the top, the URL is <https://ca.ixl.com/recommendations/>. The navigation bar includes 'Learning', 'Diagnostic' (circled in red), and 'Analytics'. Below this, there are icons for 'Recommendations', 'Math', 'English', 'Provincial curriculum', and 'Awards'. A 'Recommendations' section features a star icon and the text '1 suggestion from your teacher'. Below this, a prompt asks the user to select a grade level. A grid of grade levels is displayed, with 'Kindergarten' circled in red. At the bottom of the grid, a link for 'IXL Real-Time Diagnostic' is also circled in red.

Explore recommendations for:

Jr. K	Kindergarten	Grade 1	Grade 2
Grade 3	Grade 4	Grade 5	Grade 6
Grade 7	Grade 8	Grade 9	Grade 10
Grade 11	Grade 12		

Not sure where to start? Try the [IXL Real-Time Diagnostic](#) to discover skills recommended just for you!

# Step into the Arena by clicking on the button

Learning Diagnostic Analytics

Start diagnosing to reveal your levels!

Step into the arena

**Patterns & Algebra**  
Keep diagnosing to continue narrowing your score!

**Geometry & Measurement**  
Keep diagnosing to start narrowing your score!

**Number Sense**  
Keep diagnosing to start narrowing your score!

**Data, Statistics & Probability**  
Keep diagnosing to start narrowing your score!

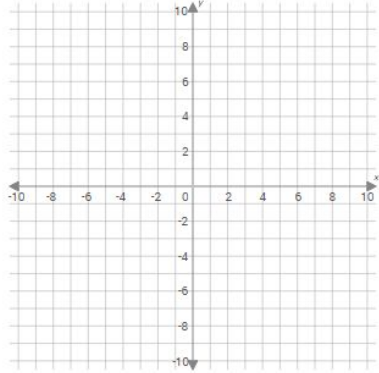
The interface features a green navigation bar at the top with the text 'Learning Diagnostic Analytics'. Below this is a large blue and green banner with the text 'Start diagnosing to reveal your levels!' and a central illustration of a stadium with a green field and a blue and yellow arena. A green button labeled 'Step into the arena' is positioned below the stadium. Below the button is a large, light gray, semi-circular graphic resembling a stadium's seating or a diagnostic grid. Four colored boxes are connected to this central graphic by dashed lines: an orange box for 'Patterns & Algebra', a purple box for 'Geometry & Measurement', a green box for 'Number Sense', and a blue box for 'Data, Statistics & Probability'. Each box contains the text 'Keep diagnosing to [continue/start] narrowing your score!'.

# You choose The Question.

Learning Diagnostic Analytics

Ready to start? Choose a question:

Graph this line using the slope and y-intercept:  
 $y = -5$   
Click to select points on the graph.



Read the following description of a relationship:

An engineer is constructing a Newton's pendulum using a frame that weighs 18 kilograms and steel balls that weigh 10 kilograms each.

Let  $b$  represent the number of steel balls used and  $w$  represent the total weight of the pendulum.

Complete the equation that represents the relationship between  $b$  and  $w$ .

$b$	$w$
6	78
7	88
8	98
9	108

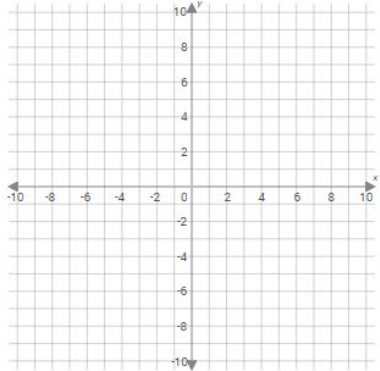
$w =$

I clicked here in the red circle.

Learning Diagnostic Analytics

Ready to start? Choose a question:

Graph this line using the slope and y-intercept:  
 $y = -5$   
Click to select points on the graph.



Read the following description of a relationship:

An engineer is constructing a Newton's pendulum using a frame that weighs 18 kilograms and steel balls that weigh 10 kilograms each.  
Let  $b$  represent the number of steel balls used and  $w$  represent the total weight of the pendulum.

Complete the equation that represents the relationship between  $b$  and  $w$ .

$b$	$w$
6	78
7	88
8	98
9	108

$w =$

# This is now the question I need to answer

Learning Diagnostic Analytics

Read the following description of a relationship:

An engineer is constructing a Newton's pendulum using a frame that weighs 18 kilograms and steel balls that weigh 10 kilograms each.

Let  $b$  represent the number of steel balls used and  $w$  represent the total weight of the pendulum.

Complete the equation that represents the relationship between  $b$  and  $w$ .

$b$	$w$
6	78
7	88
8	98
9	108

$w =$

Submit

I don't know this yet >



# Type in your answer and click Submit

Learning Diagnostic Analytics

40%

Read the following description of a relationship:

An engineer is constructing a Newton's pendulum using a frame that weighs 18 kilograms and steel balls that weigh 10 kilograms each.

Let  $b$  represent the number of steel balls used and  $w$  represent the total weight of the pendulum.

Complete the equation that represents the relationship between  $b$  and  $w$ .

$b$	$w$
6	78
7	88
8	98
9	108

$w =$

Submit

I don't know this yet >

Congratulations!! You Got it Right. Time to try another one.

